

NALAS General Assembly, Pristina 14-15.04.2016.
Findings of NALAS Task Forces

Report:
Benchmarking
on Solid Waste Management in South-east Europe

Miodrag Gluscevic, SCTM

Chair of the NALAS Task Force for Solid Waste and Water Management

- Following the specific objectives of the TF SW&WM set out in Working Plan to assist LGAs to increase their capacities to support their members in reaching sustainable, better organized and improved SWM
- As well as part of NALAS Decentralization Observatory
- Based on The experiences from Fiscal Decentralization Report

Establishment of the of SWM Benchmarking System in SEE become one of the TF priorities for 2015

- Report was produced in the scope of the GIZ ORF MMS supported Project “Solid Waste Data Collection in South-east Europe” implemented by NALAS, Aquasan and SeSWA
- Developed as a joint effort by the TF SW&WM members
- Compiled by Ms. Sanda Midzic Kurtagic from HEIS as a Regional SWM Expert

Countries and pilot municipalities included in the benchmarking study

COUNTRY	CITY/MUNICIPALITY	POPULATION
Albania	Lezha	107,873
Bosnia and Herzegovina	Prijedor	97,588
	Cazin	69,411
Bulgaria	Gabrovo	60,772
Montenegro	Bijelo Polje	46,051
Kosovo*	Ferizaj- Uroševac	108,610
Macedonia	Kumanovo	108,048
Serbia	Pančevo	122,252
Turkey	Uzunköprü	64,312
Romania	Targoviște	89,000
Moldova	Soldanesti	37,774

Structure of the Report

Introduction to Benchmarking on SWM in SEE

Research Methodology

Overview of Local Governments in South-East Europe

Country Reviews of Solid Waste Management

Benchmarking of National Level Indicators on SWM

Municipality Reviews of Solid Waste Management

Benchmarking of Local Level Indicators

Report was built on set of following Indicators

NATIONAL LEVEL INDICATORS	LOCAL LEVEL INDICATORS	
Indicator no.1: Total population	Indicator no.1: Population number	Indicator no.7: Population covered by MSW collection service
Indicator no.2: Country income level	Indicator no.2: Urban/rural ratio	Indicator no.8: Population covered by MSW collection service in urban areas
Indicator no.3: Municipal Solid Waste (MSW) generation per capita	Indicator no.3: Urban area population	Indicator no.9: Population covered by MSW collection service in rural areas
Indicator no.4: Waste treatment indicator	Indicator no.4: Rural area population	Indicator no.10: Population covered by packaging waste collection service
Indicator no.5: Recycling rate	Indicator no.5: MSW generation per capita	Indicator no.11: Recycling rate
	Indicator no.6: Waste composition	

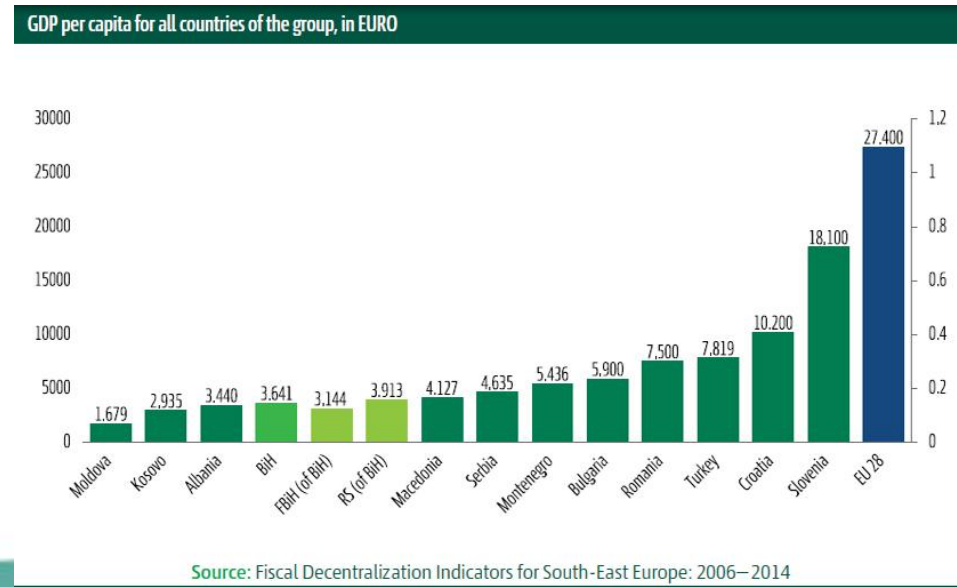
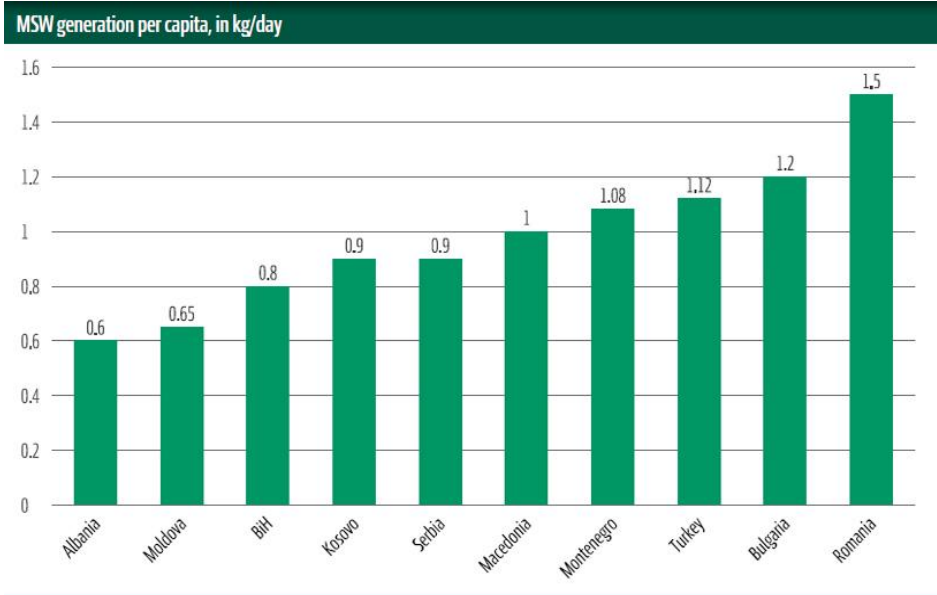
Methodological approach included

- Questionnaire for Institutional and Legal Framework on SWM
 - Questionnaire for SWM Indicator
- which were collected by TF members

Report main findings

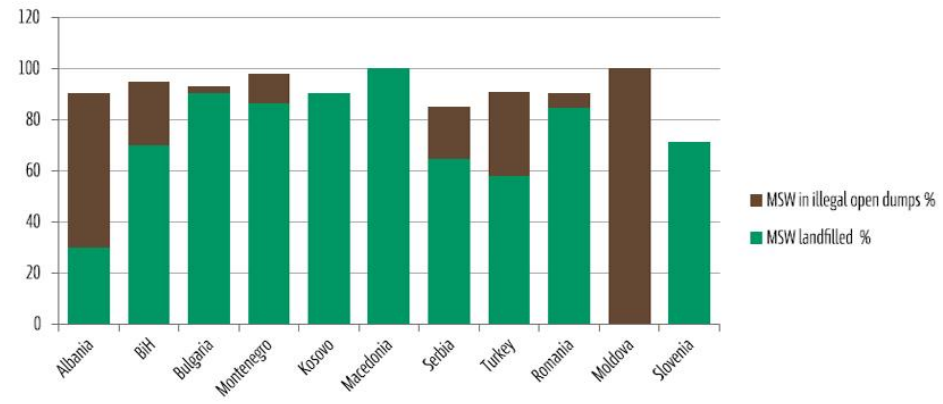
- Data collection and SWM information systems are legally regulated but not yet set up and operational
- The quality of data related to SWM is hard to obtain and not reliable
- Methodology for determine waste quantity and composition is not embedded in national legal frameworks and statistical offices agencies do not provide figures on waste composition

Solid Waste Generation per capita at the national level is below the EU 28 average which is 1.2 - 1.3 kg/day per capita

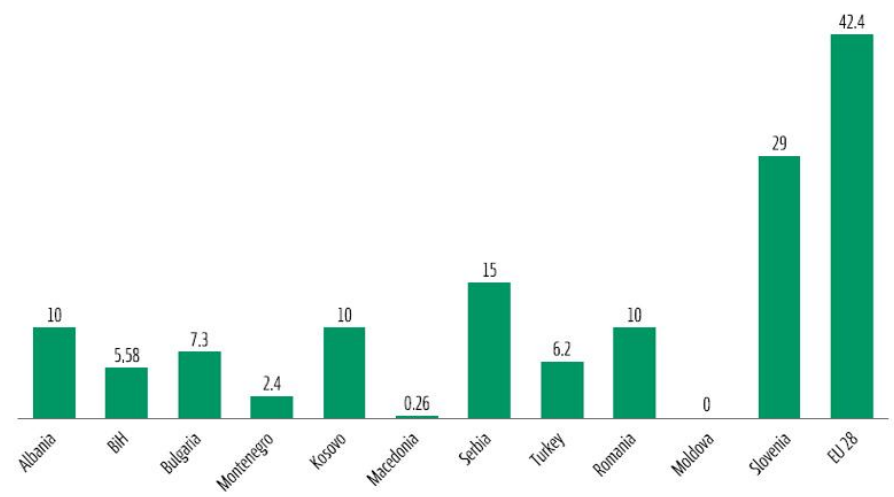


This indicator is closely related to the National Gross Domestic Product (GDP) level

Waste is mainly disposed on landfills



Waste recovery per country, %



Recycling and material recovery including composting and energy recovery is rarely implemented. Waste recovered through recycling does not exceed 10%

Why is the Report Important/future prospects

TF for SW&WM commits to develop the Report as regular annual activity in order to:

- Position NALAS and its TF SW&WM as relevant and competent actor in the field of SWM
- Allow municipalities in the region to compare and learn from each other
- Provide strong lobbying arguments for the NALAS member associations vis-à-vis central and regional authorities
- Support the NALAS member associations to promote public participation, transparency and accountability in SWM
- Assist the NALAS member associations to contribute to sustainability of SWM services and attraction of investments



Network of Associations
of Local Authorities
of South-East Europe



Benchmarking on
Solid Waste Management
in South-east Europe, **2014**

REPORT

REPORT

REPORT

REPORT

REPORT

REPORT

